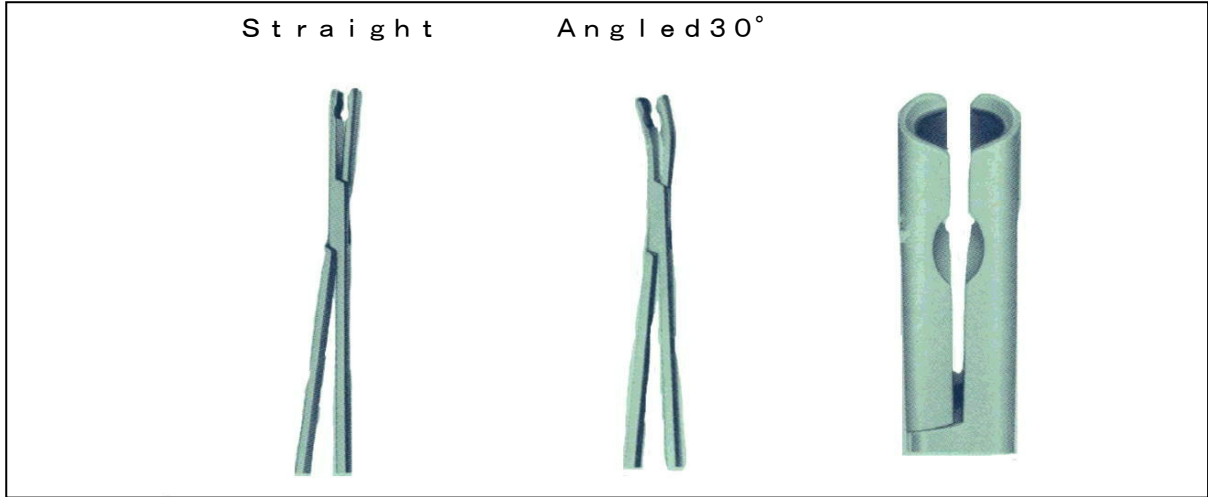


Trade Name: Clip Remover  
**(SUGITA CLIP-REMOVER)**

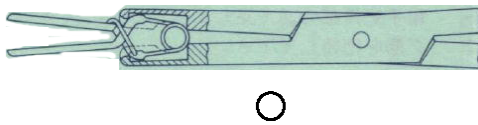


TYPE		Cat No.	Overall Length	Specific Clips
Straight	20.0cm	07-949-01	20.0cm	Sugita Aneurysm Clips of all types except LONG type.
Angled 30°	20.0cm	07-949-02	20.0cm	

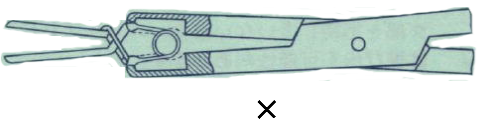
**MATERIAL:**.....Jaws of Co-Cr alloy (ASTM F1058 G2,ISO 5832/7)  
Other parts stainless steel(AISI 410, 420)

**INSTRUCTION FOR USE:**

( Fig . 1 )



( Fig . 2 )



It is most important that the spring portion of clip is properly located within grooves of the remover jaws as illustrated.

If the spring portion of clip is not fully located within the jaws of the remover. it may slip or spring out.

**CAUTION:**.....SUGITA CLIP REMOVER are designed for use only with Sugita clips,except for LONG type. Do not use with other manufacturers clips.  
SUGITA CLIP REMOVER must be inspected before each use, if damaged do not use, Defective remover can result in damage to the spring mechanism of a clip and alter the holding force.

\* **Name and address of manufacturer**



MIZUHO Corporation  
3-30-13 Hongo, Bunkyo-ku, Tokyo 113-0033, Japan  
<http://www.mizuho.co.jp>

\* **Authorized Representative Europe**



Emergo Europe B.V.  
Prinsessegracht 20, 2514 AP, The Hague  
The Netherlands